

# June 2026

QUARTERLY NEWSLETTER

Spring Creek  
UTILITY DISTRICT

# TABLE OF CONTENTS

01. **A Word From The Board**

06. **Summer Storm Prep**

02. **EyeOnWater Campaign Announcement**

07. **Summer Safety**

03. **Smart Irrigation Reminder**

08. **Vacation Watch**

04. **Mosquito Control**

09. **Project Updates**

05. **E-bike safety**

## District Alert System

Sign up for text alerts at  
<https://springcreekud.com/alerts>  
for notices and updates about  
your area!



### Example Message



# A WORD FROM THE BOARD

In the March issue of our newsletter, we mentioned that less than 20% of our customers were enrolled in the “Eye on Water” platform. The Spring Creek Utility District board of Directors and The District Operator (Municipal Operation and Consulting) are dedicated to increasing the use of this tool and have set an initial goal of 25% usage by the end of the year.

The Eye on Water App is a great tool to identify leaks and abnormal water usage due to broken sprinkler heads in your irrigation system as mentioned in the brief water conservation topic in this issue.

In another brief article, we are inviting our residents to do their part to keep mosquitoes “at bay”. The district is doing its part, having a pest control contractor mosquito fogging our neighborhood' streets on a regular basis,

As we enter the summer months (and the beginning of the hurricane season), this issue

Sincerely,

## The Board of Directors



**Claude Humbert**  
PRESIDENT




**Mark Fusca**  
VICE PRESIDENT



**Leslie Gourley**  
SECRETARY



**Paul Sterling**  
ASSISTANT SECRETARY



**MJ Dougherty**  
DIRECTOR

of our newsletter provides a few safety reminders and steps to prepare yourself for various weather events.

Some of you may go away for a few days and you may want to take advantage of the free “Vacation Watch” service provided by our Constables.

Talking about the Constables, they issued some flyers with information about the rules and regulations pertaining to E-bikes. These flyers are included herewith. This is very timely as many children are cruising the neighborhoods at relatively high speed with these very popular bikes or scooters.

Finally, we are providing an update on many of the projects that are taking place in the district and the facilities jointly owned with MUDs 88 and 89.

Enjoy reading and be safe this summer!

# Spring Creek UD Announces Campaign to Increase EyeOnWater Sign-Ups

Spring Creek Utility District has set a goal to increase EyeOnWater app participation from 20% to 25% of residents by the end of the year.

Currently, approximately 20% of our residents are using EyeOnWater to monitor their water usage, track consumption trends, and receive alerts that can help identify leaks before they become costly problems.

If you haven't signed up yet, now is the perfect time! By using EyeOnWater, you'll gain greater insight into your water use and help support the District's commitment to water conservation and efficiency.

You can learn more about the EyeOnWater app and Smart Meters [here](#).

## Together, we can reach 25% and make every drop count!

### Resident Benefits

- Website & Mobile apps to view your usage and more
- Proactive water conservation
- Access to your water usage data (daily, weekly or monthly)
- Track and trend water usage
- Set up warnings/alerts (high usage, continuous usage or leaks)

### District Benefits

- Provide greater accuracy
- Provide better services to customers
- Quicker response to inquiries
- Reduce operational costs by eliminating the need to manually read meters and reduce billing errors

### Use the App – EyeOnWater

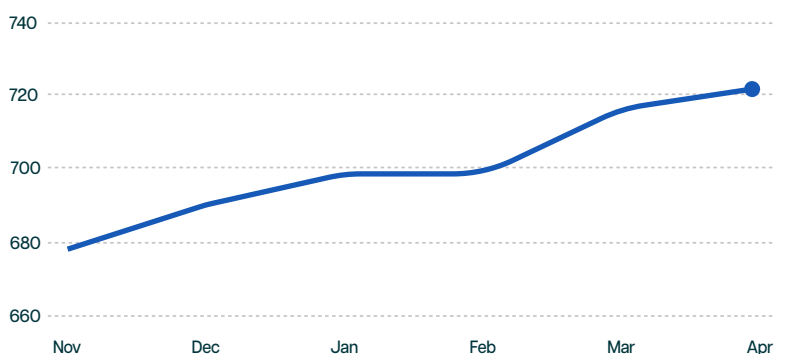
**EyeOnWater** is a cloud-based portal that quickly connects you to your water usage. Through the EyeOnWater website or mobile app you can review your water consumption, track your usage and create custom alerts.

### Download the App!

[IOS](#) | [Android](#)

### EyeOnWater User Growth

Monthly EyeOnWater user enrollment from November through April.



# Smart IRRIGATION REMINDER

Residents, this is a friendly reminder to regularly check your irrigation systems for leaks and damage.

Even small issues—like a broken sprinkler head, cracked line, or slow leak—can waste a significant amount of water over time and increase your monthly bill. You can track leaks and abnormal water usage with the [EyeOnWater App](#)

Take a few minutes to run your system and look for:

- Pooling water
- Uneven spray patterns
- Unusually high water usage

Catching and repairing leaks early helps keep your landscape healthy, conserves water, and saves you money.

## Timing Matters!

Did you know that when you water is just as important as how you water?

### The best times to irrigate are:

- Early morning (before 10 AM)
- Evening (after 6 PM)

During these cooler parts of the day, water is less likely to evaporate, allowing it to soak deeper into the soil and reach plant roots more effectively. Watering during the heat of the day can lead to significant waste—and higher utility bills.

A quick system check paired with smart watering times can:

- ✓ Reduce water waste
- ✓ Lower your monthly bill
- ✓ Promote a healthier, greener landscape

A quick check today can prevent costly waste tomorrow!





# MOSQUITO CONTROL

Did you know, in Spring Creek UD, the District pays for mosquito spraying from March to October? This is to benefit residents and prevent the spread of diseases among the community.

As temperatures rise, so does mosquito activity in our community. These pests aren't just annoying—they can also carry diseases like West Nile Virus. The good news? A few simple steps can make a big difference in keeping your yard mosquito-free.

## Dump Standing Water

Mosquitoes only need a small amount of water to breed. Be sure to:

- Empty flowerpot saucers, buckets, and toys
- Clean out gutters regularly
- Refresh birdbaths and pet water bowls every few days

- Check for hidden puddles around your yard

## Maintain Your Yard

- Keep grass trimmed and bushes neat
- Remove yard debris where mosquitoes can rest
- Trim back overgrown areas to reduce shade and moisture

## Check Irrigation Systems

- Fix leaks and avoid overwatering
- Make sure sprinkler heads aren't creating runoff or pooling water

## Protect Your Home

- Repair torn window screens

- Keep doors and windows closed or properly sealed
- Use outdoor fans—mosquitoes are weak fliers and avoid strong airflow


## Use Repellent When Needed

When spending time outdoors, use EPA-approved repellents for extra protection, especially during early morning and evening hours when mosquitoes are most active.

## Community Effort Matters

Mosquito control works best when everyone participates. Taking care of your property helps protect your neighbors too!

Let's work together to enjoy a safer, more comfortable summer!



# E-BIKE & ELECTRIC SCOOTER SAFETY REMINDER

E-bikes and electric scooters are becoming increasingly popular, especially among children, teenagers, and young adults. While these devices provide a fun and convenient way to travel, communities across the country have seen an increase in accidents and injuries involving e-bikes and scooters due to higher speeds, distracted riding, and increased pedestrian activity on trails and sidewalks.

Higher speeds, increased pedestrian traffic, and reduced reaction times can lead to accidents—especially around children, pets, and other recreational users.

Please ride responsibly, obey posted rules, slow down in shared-use areas, and always wear a helmet. A little extra caution helps keep everyone safe and ensures our community trails remain enjoyable for all.

**THE OFFICE OF  
CONSTABLE RYAN GABLE**

**TEXAS**  
**E-BIKES & DIRT BIKES**  
"RIDE SAFE, FOLLOW TEXAS STATE LAW"

**ELECTRIC BICYCLES (E-BIKES)**  
• SEC. 664.001 – E-BIKE CLASS DEFINITIONS  
DEFINES CLASS 1, CLASS 2, & CLASS 3 ELECTRIC BICYCLES, SETS LIMITS ON MOTOR POWER AS WELL AS MAXIMUM ASSISTED SPEEDS.

**MOTORCYCLES & E-DIRT BIKES**  
• SEC. 661.001 – MOTORCYCLE DEFINITION  
DEFINES WHAT QUALIFIES AS A MOTORCYCLE (INCLUDING OFF-ROAD STYLE MOTOR-DRIVEN BIKES WHEN OPERATED ON PUBLIC ROADS).

• SEC. 661.003 – PROTECTIVE HEADGEAR REQUIRED  
OPERATORS & PASSENGERS ON MOTORCYCLES/E-DIRT BIKES MUST WEAR APPROVED HELMETS UNLESS AGE 21+ & MEETING TRAINING OR INSURANCE EXCEPTIONS.

• SEC. 661.004 – HELMET INSPECTION AUTHORITY  
A PEACE OFFICER MAY STOP A MOTORCYCLE/E-DIRT BIKE OPERATOR TO INSPECT REQUIRED PROTECTIVE HEADGEAR.

**ELECTRIC SCOOTERS (MOTOR-ASSISTED SCOOTERS)**  
• SEC. 551.352 – OPERATION ON ROADWAYS & SIDEWALKS  
SCOOTERS MAY OPERATE ON ROADS WITH POSTED LIMITS OF 35 MPH OR LESS, ON BIKE PATHS, & (UNLESS RESTRICTED LOCALLY) ON SIDEWALKS.

**PUBLIC INFORMATION OFFICE 281-364-4234**

**CAN I RIDE IT  
ON THE ROAD IN TEXAS?**

Texas Electric Vehicle Road Use Guide

VEHICLE	PEDALS	LICENSE	REGISTRATION	WHERE YOU CAN RIDE
 <b>E-Bike (Class 1–3)</b> ✓ Pedals required ✗ No license required ✗ No registration required ⚠ Class 3 riders must be 15+ <small>(Texas law – see note below)</small> ⚠ State law requires operators of a Class 3 e-bike to be at least 15 years old.	✓ Yes	✗ No	✗ No	• Roads • Bike lanes • Trails • Sidewalks* <small>*Unless city ordinances restrict them</small>
 <b>Stand-Up Electric Scooter</b>	✗ No	✗ No	✗ No	• Roads ≤35 mph* • Bike lanes • Sidewalks* <small>(unless city restricted)</small>
 <b>Moped / Motor Scooter</b>	✗ No	✓ Class M (Motorcycle license)	✓ Yes	• Public roads only
 <b>Electric Motorcycle</b>	✗ No	✓ Class M (Motorcycle license)	✓ Yes	• Public roads only
 <b>Electric Dirt Bike / Pit Bike</b>	✗ No	✗ Not street legal	✗ Not street legal	⊘ Off-road only (Private property)

**Simple Rules to Remember**

- ✓ Has working pedals = **E-BIKE**
- ✗ No pedals = **NOT** an e-bike
- ⚠ Class 3 e-bike riders must be at least 15 years old (Texas law)

- 🟢 No license & no registration required
- 🟡 License & registration required
- 🔴 Not street legal / Off-road only

- 👤 Always wear a helmet, and follow local laws.

APRIL 2024

Here are important reminders from the Montgomery County Constable's Office regarding what classifies as an e-bike or electric scooter, where they may legally operate, and the laws that apply to these vehicles. The Precinct's informational posters provide helpful guidance for riders and parents to better understand the rules and responsibilities associated with these increasingly popular modes of transportation.

As a final reminder, the speed limit within our residential subdivisions is 20 miles per hour. Whether driving a vehicle, riding an e-bike, or operating an electric scooter, please remain aware of your surroundings and prioritize safety at all times.



# Summer Storm Prep

## Summer Storm Prep: Be Ready Before the Rain Arrives

Summer in Texas often brings sudden thunderstorms and the start of hurricane season. A little preparation now can go a long way in keeping your home and family safe when severe weather hits.

Here are a few simple steps to help you get storm-ready:

### Secure Your Home

- Clear gutters and downspouts so rainwater can flow freely
- Bring in or secure outdoor furniture, trash bins, and decorations
- Trim weak or overhanging tree limbs that could fall in high winds

### Protect Your Property

- Check yard drainage areas to ensure water can move away from your home
- Avoid piling debris near storm drains or easements
- Consider sandbags if your home is in a low-lying area

### Prepare for Power Outages

- Keep flashlights and extra batteries on hand
- Charge phones and backup power banks ahead of storms
- Know how to safely reset breakers if needed

## Build a Basic Emergency Kit

Include essentials such as:

- Bottled water (at least 3 days' supply)
- Non-perishable food
- First aid kit
- Medications
- Important documents in a waterproof container

## Stay Informed

- Sign up for local weather alerts
- Follow trusted weather sources and emergency management updates
- Know your evacuation routes if applicable

Storms can develop quickly in our area, so early preparation is key. Taking small steps now helps protect your home, your neighbors, and our entire community.

Stay safe and storm ready this summer.





# Summer Safety

As temperatures rise, it's important to keep your family safe while enjoying time outdoors and around the water.

## Water Safety Tips:


- Never leave children unattended near pools, ponds, splash pads, or any body of water – even for a moment.
- Young children should always wear properly fitted life jackets when appropriate.
- Designate a “water watcher” during swim time to actively supervise kids without distractions.
- Teach children basic swimming and pool safety rules early.

## Stay Hydrated:

- Drink plenty of water throughout the day—don't wait until you feel thirsty.
- Limit sugary or caffeinated drinks in extreme heat.
- Take breaks in the shade or indoors to avoid heat exhaustion.

## Pool Safety:

- Keep pool gates closed and secured at all times.
- Store pool toys away from the water after use to avoid attracting small children.
- Make sure rescue equipment and first aid kits are easily accessible.
- Let's work together to keep this summer fun, safe, and enjoyable for everyone in our community!



# Vacation Watch

A Vacation Watch allows county law enforcement to periodically check on your home while you are out of town. This service is free and helps keep an eye on your property in your absence. You can request a vacation watch online through your local precinct.

[Click here](#) to fill out a Vacation Watch Form.



## Patrol Schedule

Vacation watch checks are randomized and conducted multiple times a day. Visits are not scheduled to avoid creating predictable patterns that could attract intruders.



## Extending or Canceling a Watch

Policies vary by precinct, but extensions or cancellations are typically handled online. Check your precinct's website for specific instructions.

## Information to Provide

When submitting your request, be prepared to share:

- Whether lights will be left on
- If pets will be in the home
- Alarm system details and status
- Authorized visitors
- Vehicles left at the residence
- A secondary emergency contact

## Tips Before You Leave

- Notify your alarm company and list the Montgomery County Constable's Office as the primary contact.
- Use light timers to avoid lights being on or off continuously.
- Leave a vehicle in the driveway if possible, with no valuables inside.
- Make secure arrangements for pets and provide caretakers with emergency and veterinary information.
- Consider a trusted house sitter.
- Pause mail delivery while you're away.



# Project Updates

---

Here is a brief update on the status of the projects currently underway in the district:

## SCUD Water Plant #3:

Geophysical data obtained while drilling a pilot hole revealed that there were not deep enough layers of sand to provide sufficient water in the Jasper aquifer at that location. It was therefore decided to get water from the Evangeline aquifer which forced us to re-apply for a new permit with the Lone Star Groundwater Conservation District. This new permit was obtained in mid-April, and the contractor is back on site to continue with the well.



## Reuse Water Plant:

Hydropneumatic tanks, filter equipment, pumps and connection pipes were delivered on site. The contractor continues on-site work (pipework, chlorination and dechlorination equipment, electrical, etc...). We anticipate this part of the project to be completed during the first quarter of next year.



## Astra at Bender's Landing:

Astra at Bender's Landing: The first tenants moved in at the beginning of June. Three buildings, including the welcome center and clubhouse, and the pool are completed. The building contractor is continuing construction on the other buildings and is planning to deliver a finished building every 45 days. The developer is also planning to start construction on the commercial side (front side of the property) very soon.

## Pedestrian Bridge on Birnham Woods:

This is a joint project with MUDs 88 & 89. MUD 88 is managing the contract. The sidewalk along Birnham Woods has been extended North of Legends Run Blvd. up to the drainage channel. A pedestrian bridge, which is being prefabricated, will connect that sidewalk to the existing sidewalk previously built by MUD 89 on the North side of the drainage channel. It is anticipated that this project will be completed in October 2026.



## **MUD 89 Water Plant #2:**

This is another joint project with MUDs 88& 89. A new larger storage tank with deaeration is being built at the Legends Ranch Water Plant # 2. Improved deaeration to remove hydrogen sulfide will allow to increase the production from the Legends Ranch well #3 (Jasper Aquifer). The storage tank itself is completed (ahead of schedule); however, actual project completion is not expected until April next year.

## **Surface Water from San Jacinto River Authority:**

SJRA initial hydraulic study determined that the proposed connection point to the existing waterline was not suitable. The route of the pipeline had to be modified accordingly and has now been approved. The engineer for MUD 89, who is managing this project, is now able to proceed with site surveys and acquisition of easements. In addition to this project, the Spring Creek Utility District and MUD 94 have jointly asked SJRA to proceed with a feasibility study to provide them with surface water in the future, with a connection to the section of the pipeline being designed by MUD 89.

## **Fox Run Drainage Improvement/ Water Re-use project Phase I:**

The design for this project is nearly completed, and the engineer is waiting for the final comments and approval from the County. We should be able to send the request for bids within the next few weeks.

## **Fox Run Sanitary Sewer Rehabilitation:**

CCTV inspection of the Fox Run sanitary sewer lines was performed to determine the extent of the rehabilitation work that was necessary. The district engineer is finalizing the design for this project that should be started this year.

## **Rayford Rd. Water Line Extension:**

A project to extend the water line along Rayford Road, across the DD6 channel, and close the loop between two portions of our water distribution system is under study. Topographic survey has been completed, and the district engineer is reviewing options with both the DD6 and the County engineers.